

# P5 & P6 PSLE SCORING & DSA Briefing

7 May 2021

# Programme

1. Indicative PSLE Score Ranges for Individual Secondary Schools
  - Understanding the PSLE Score Ranges
  - School Choice Journey
2. Direct School Admission
3. Q&A

To pose your questions, please go to [www.pigeonhole.at](http://www.pigeonhole.at)

Enter passcode

**P5P6PSLEDSA**

Or Scan this QR code



# INDICATIVE PSLE SCORE RANGES FOR INDIVIDUAL SECONDARY SCHOOLS

**SUPPORTING STUDENTS AND PARENTS IN MAKING  
INFORMED SCHOOL CHOICES FOR PSLE 2021**

*Briefing Deck to P5/P6 Parents*



© MINISTRY OF EDUCATION, COMMUNICATION AND ENGAGEMENT GROUP, 2021

RESTRICTED/NON-SENSITIVE

# OVERVIEW

## RECAP

- How PSLE Scoring Works
- How S1 Posting Works

## **[NEW]** SUPPORTING STUDENTS AND PARENTS IN MAKING INFORMED SCHOOL CHOICES

- Indicative PSLE Score Ranges for Individual Secondary Schools
  - Understanding the PSLE Score Ranges
  - School Choice Journey



# THE PSLE REMAINS AS A USEFUL CHECKPOINT


- The PSLE is a useful checkpoint at the end of primary school to help students, parents and teachers determine where each child's academic strengths lie.
- It guides students to a suitable academic programme and subject levels in secondary school – one that best suits their learning needs. In this way, students can learn and progress at a comfortable pace.
- The PSLE result also serves as a fair and transparent mechanism to determine secondary school posting.

***The PSLE is not the destination.  
It is part of our children's education journey.***



# THE PSLE CHANGES ARE PART OF A BIGGER STORY

Over the years, we have been fine-tuning the education system to help our students discover and develop their strengths and interests, while moving away from an over-emphasis on academic results. Our PSLE Scoring changes aim to reduce an **over-emphasis on academic results** by:



Reducing fine differentiation of students' examination results at a young age

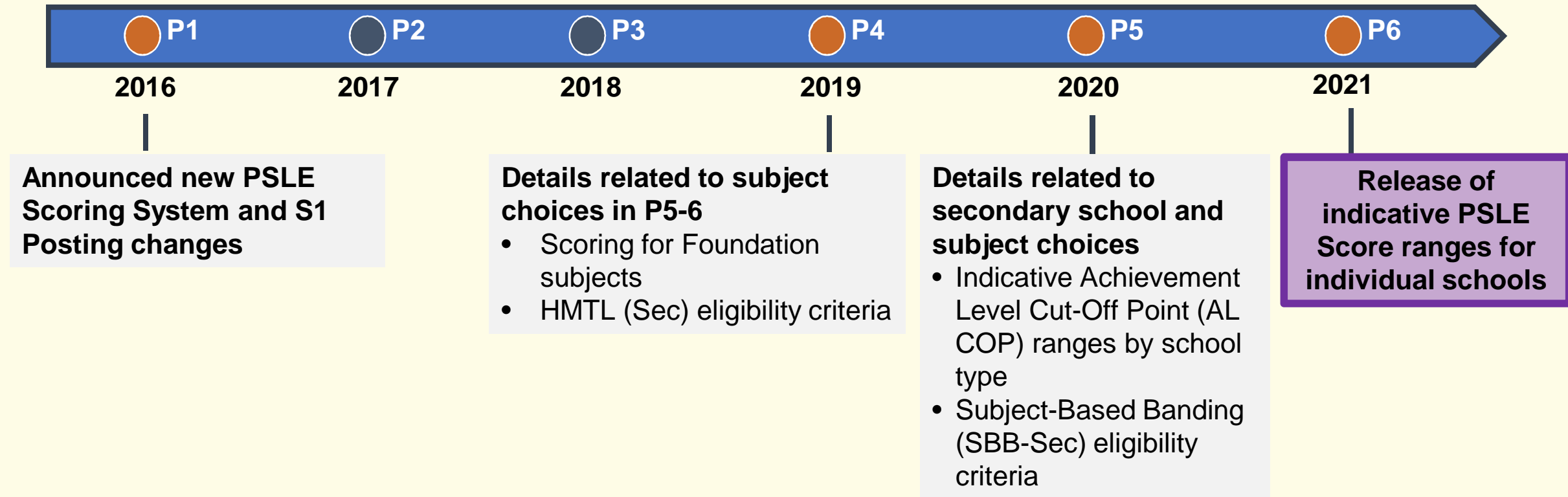


Recognising a student's level of achievement, regardless of how his/her peers have done



Offering students and parents a wider range of secondary schools to explore

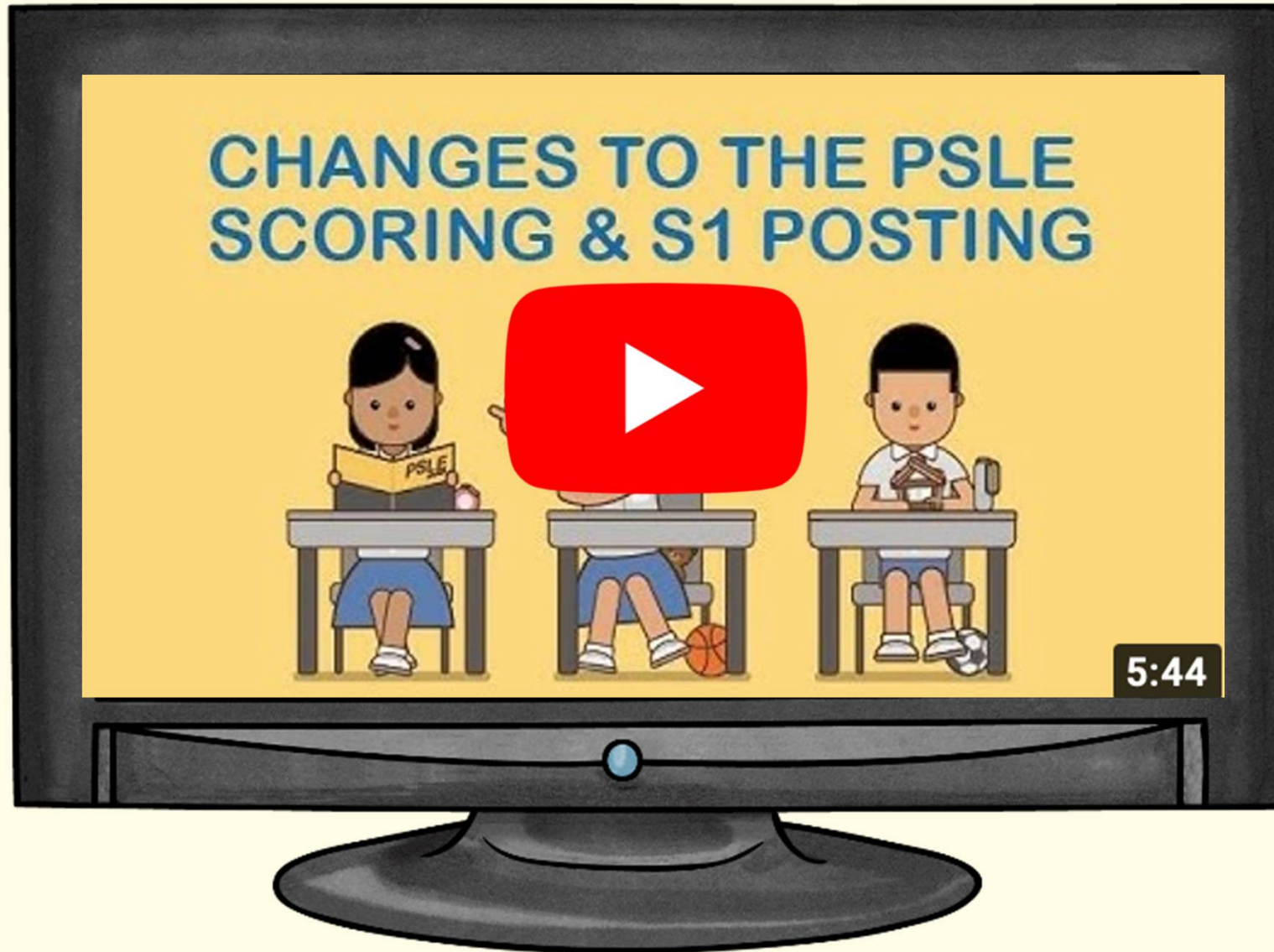
# FAMILIARISING STUDENTS AND PARENTS WITH THE SYSTEM AND GUIDING THEM IN MAKING INFORMED SUBJECT & SCHOOL CHOICES



# HOW PSLE SCORING WORKS








# FROM T-SCORE TO SCORING BANDS

Unlike the T-score system, the students' AL for each subject will **reflect their level of achievement**, rather than how they have performed relative to their peers.

SUBJECT	GRADE
ENGLISH LANGUAGE	A
MOTHER TONGUE	A
MATHEMATICS	A*
SCIENCE	A*
<b>T-SCORE AGGREGATE</b>	<b>244</b>
<b>SECONDARY SCHOOL COURSE ELIGIBLE FOR</b>	<b>EXPRESS</b>

ENGLISH	AL 3
MOTHER TONGUE	AL 2
MATHEMATICS	AL 1
SCIENCE	AL 2
<hr/>	
<b>PSLE SCORE: 8</b>	



# FROM T-SCORE TO SCORING BANDS

## (a) Reduces fine differentiation of students' examination results

- Students with similar scores in each subject will be grouped into wide scoring bands measured in 8 Achievement Levels (ALs).

## (b) Reflects a student's individual level of achievement

- Unlike under the T-score system, students' ALs for each subject will reflect their level of achievement, rather than how they have performed relative to their peers.

AL	RAW MARK RANGE
1	$\geq 90$
2	85 – 89
3	80 – 84
4	75 – 79
5	65 – 74
6	45 – 64
7	20 – 44
8	$< 20$


# FOUNDATION LEVEL SUBJECT GRADES WILL ALSO BE LESS FINELY DIFFERENTIATED

- Foundation subject grades will also be graded in scoring bands from **AL A to C**.
- For the purpose of S1 Posting, AL A to AL C for Foundation level subjects will be **mapped to AL 6 to AL 8 of Standard level subjects respectively**, to derive a student's overall PSLE Score.
- Similar to the PSLE T-score system, this mapping is based on the learning and assessment load of the subjects, and informs students of their readiness to access the curriculum at the secondary level.

FOUNDATION LEVEL AL	FOUNDATION RAW MARK RANGE	EQUIVALENT STANDARD LEVEL AL
A	75 – 100	6
B	30 – 74	7
C	< 30	8

# 4 SUBJECT ALs WILL BE ADDED TO FORM THE OVERALL PSLE SCORE

- The PSLE Score replaces the T-score Aggregate.
- The PSLE Score can range from 4 – 32, with 4 being the best.
- Students will be placed in secondary school courses based on their PSLE Score – Express, Normal (Academic) or Normal (Technical).



ENGLISH LANGUAGE	AL 3
MOTHER TONGUE LANGUAGE	AL 2
MATHEMATICS	AL 1
SCIENCE	AL 2
<b>PSLE SCORE: 8</b>	

PLACEMENT OUTCOME	PSLE SCORE
EXPRESS	4 – 20
EXPRESS / N(A) OPTION	21 – 22
N(A)	23 – 24
N(A) / N(T) OPTION	25
N(T)	26 – 30, with AL 7 or better in both EL <u>and</u> MA

\*No requirement of scoring AL 7 or better in EL and/or MA

# SUBJECT-BASED BANDING (SECONDARY)

## [SBB (SEC)] ELIGIBILITY CRITERIA

- SBB (Sec) provides students posted to the N(A) and (NT) courses with **greater flexibility** to take various subjects at a more demanding level based on their subject-specific strengths and aptitudes.
- Under the new PSLE Scoring System, the SBB (Sec) eligibility criteria is as follows:

FOR STUDENTS OFFERED THE N(A) OR N(T) COURSE	
PSLE SUBJECT GRADE	OPTION TO TAKE SUBJECT AT
AL 5 or better in a Standard level subject	Express level
AL 6 or better in a Standard level subject <u>OR</u> AL A in a Foundation level subject	N(A) level

- As students progress in secondary school, they will continue to have more opportunities to take subjects at more demanding levels based on their performance in school.

# SUBJECT-BASED BANDING (SECONDARY) [SBB (SEC)] ELIGIBILITY CRITERIA

**English**

**Mother Tongue**

**Math**

**Science**



**Bryan**

ENGLISH	AL6
MOTHER TONGUE	AL6
MATHEMATICS	AL5
SCIENCE	AL6

---

**PSLE SCORE: 23**  
Offered N(A) course

# SUBJECT-BASED BANDING (SECONDARY) [SBB (SEC)] ELIGIBILITY CRITERIA

**N(A)  
English**

**N(A)  
Mother Tongue**

**Express  
Math**

**N(A)  
Science**

**With SBB**



**Bryan**


ENGLISH	AL6
MOTHER TONGUE	AL6
<b>MATHEMATICS</b>	<b>AL5</b>
SCIENCE	AL6

---

**PSLE SCORE: 23**  
Offered N(A) course



# HOW S1 POSTING WORKS



RESTRICTED/NON-SENSITIVE

# CHOICE ORDER OF SCHOOLS WILL MATTER MORE

- Students continue to have **six choices** in selecting their secondary schools.
- Students will be posted to a secondary school based on **academic merit, i.e. PSLE Score**, and their **school choice rank order**.
- If two students with the same PSLE Score vie for the last remaining place in a school, the following tie-breakers will be used in the following order:
  1. CITIZENSHIP
  2. CHOICE ORDER OF SCHOOLS **NEW!**
  3. COMPUTERISED BALLOTING
- The new tie-breaker based on school choice order recognises the different considerations that families have in making school choices.



# Tie-breakers


## in the new S1 Posting System

Here's a simplified example.

5 students are vying for the last places in the schools of their choice.


**Jane**  
Singapore Citizen  
16 pts

SCHOOL CHOICES:  
1) Sch A  
2) Sch ...  
3) Sch ...  
4) Sch ...




**Bryan**  
Singapore Citizen  
20 pts

SCHOOL CHOICES:  
1) Sch B  
2) Sch ...  
3) Sch ...  
4) Sch ...




**Mary**  
Singapore Citizen  
20 pts

SCHOOL CHOICES:  
1) Sch A  
2) Sch B  
3) Sch C  
4) Sch ...




**Alan**  
Permanent Resident  
20 pts

SCHOOL CHOICES:  
1) Sch A  
2) Sch B  
3) Sch D  
4) Sch ...




**Rina**  
Permanent Resident  
20 pts

SCHOOL CHOICES:  
1) Sch A  
2) Sch B  
3) Sch D  
4) Sch E



> Students with better scores will be posted first

Jane has a better PSLE score. She will be posted first, to **School A**.





Bryan, Mary, Alan and Rina have the same score.

As Jane has taken the last available place in School A, Bryan, Mary, Alan and Rina will vie for the last available place in their next choice, **School B**.

> Tie-breaker #1: Citizenship


Bryan and Mary are Singapore Citizens. They will have priority to enter **School B**.


Alan and Rina will be tie-broken out as they are Permanent Residents. They will be considered for their next choice, **School D**.

> Tie-breaker #2: Choice order of schools

Because Bryan ranked School B higher than Mary, he will be posted to **School B**.




Since Bryan has taken the last place in School B, Mary will be posted to **School C**.




Alan and Rina have both ranked School D as their third choice. They will go through computerised balloting to vie for the last remaining place in **School D**.

> Tie-breaker #3: Computerised balloting

Through computerised balloting, Alan is posted to **School D**.



Since Alan has taken the last place in School D, Rina will be posted to her fourth choice, **School E**.



New

# INDICATIVE PSLE SCORE RANGES FOR INDIVIDUAL SECONDARY SCHOOLS



RESTRICTED/NON-SENSITIVE

# INDICATIVE PSLE SCORE RANGES FOR ALL SECONDARY SCHOOLS

- MOE has generated the indicative PSLE Score ranges for individual secondary schools from students' PSLE results and school choice patterns at the 2020 S1 Posting Exercise.
- As T-score was still being used in last year's S1 Posting Exercise, the PSLE Score ranges for individual secondary schools are **indicative** as they were simulated using the 2020 PSLE cohort results and students' school choices in that same year.
- Similar to the T-score system, the school's PSLE Score range for a particular year is not pre-determined, and may vary from year to year, depending on the cohort's PSLE results and their school choices in the previous year's S1 Posting Exercise.
- The **indicative** PSLE Score range of a school serves as a guide for students and parents to shortlist school choices that would best fit a student's educational needs. This should be considered alongside other factors, such as the school's programmes, culture, ethos, Co-Curricular Activities, and proximity to home.

The indicative PSLE Score ranges for individual secondary schools will be made available on <https://moe.gov.sg/schoolfinder> and <https://go.gov.sg/exploreschools>.

RESTRICTED/NON-SENSITIVE



## SchoolFinder Tool



<https://www.moe.gov.sg/schoolfinder>

## MySkillsFuture Portal



<https://go.gov.sg/exploreschools>



# SAMPLE PRESENTATION ON MOE'S SCHOOLFINDER

## Secondary School

School code:

**Indicative PSLE Score range of 2020**

	Affiliated	Non Affiliated
Express	-	14-19
Normal Academic	-	21-25
Normal Technical	-	25-28

**Subject offered**

Students will have to attend Tamil Language lessons after school at the nearest Tamil Language Centre.

- Basic Chinese Language
- Computer Applications
- Design & Technology
- Elements of Business Skills
- English Language
- Mathematics
- Basic Malay Language
- Science
- Social Studies
- Art
- Chinese Language
- Geography
- History
- Literature in English
- Malay Language
- Nutrition and Food Science
- Principles of Accounts
- Science (Chem, Bio)
- Science (Phy, Chem)
- Humanities (Ss, Geography)
- Humanities (Ss, History)
- Additional Mathematics
- Biology
- Chemistry
- Food & Consumer Education
- Higher Chinese Language
- Physics
- Music
- Physical Education

**Elective and Programmes**

Applied Learning Programme (ALP)  
Interdisciplinary

- Project S.H.I.N.E -- An Integrated Student-Centred and Holistic Programme that Develops Innovation and Nurtures Empathy

Learning for Life Programme (LLP)  
Sports & Outdoor Education

- SHAPE@BDS: A School of Healthy And Physically Educated Enthusiasts

**DSA talent areas offered**

Learn more about DSA-Sec.

- Innovation (Girls and Boys)
- Badminton (Girls and Boys)
- Floorball (Girls and Boys)
- Football (Boys)
- Netball (Girls)
- Outdoor Adventure (Girls and Boys)

**Co-Curricular Activities (CCAs)**

- Badminton (Girls and Boys)
- Netball (Girls)
- Football (Boys)
- Floorball (Girls and Boys)
- Girl Guides (Girls)
- National Police Cadet Corps (NPCC) (Girls and Boys)
- Scouts (Boys)
- National Cadet Corps (NCC) (Land) (Boys)
- National Civil Defence Cadet Corps (NCDCC) (Girls and Boys)
- Chinese Orchestra (Girls and Boys)
- Choir (Girls and Boys)
- Chinese Dance (Girls and Boys)
- Malay Dance (Girls and Boys)
- Concert Band (Girls and Boys)
- Audio Visual Aid (Girls and Boys)
- Environmental Science (Girls and Boys)
- Infocomm Technology (Media Production) (Girls and Boys)

**Special needs facilities and resources**

- Visual impairment
- Physical disability
- Allied educators

**About**

School mode: Single session  
School nature: Co-Ed School

**Contact**

Phone: +65 6441 4479  
Email: [bsss@moe.edu.sg](mailto:bsss@moe.edu.sg)  
Website: <http://www.bedoksouthsec.moe.edu.sg>

# INDICATIVE PSLE SCORE RANGES FOR INDIVIDUAL SECONDARY SCHOOLS

Similar to the T-score system, the indicative PSLE Score range refers to the PSLE Score of the first and last student admitted into a particular school in the previous year via S1 Posting. This shows the range of student profiles who enter each school.

## Example

XX Secondary School  
Indicative PSLE Score range of 2020


Express	15 – 20
Normal (Academic)	21 – 24
Normal (Technical)	25 – 28

Students who scored better than the school's COP in this particular posting exercise would have been admitted to the school

Indicative PSLE Score of the first student posted into the school in the respective courses

Indicative PSLE Score of the last student posted into the school in the respective courses [i.e. the school's Cut-Off Point (COP)]

# USE OF HIGHER CHINESE LANGUAGE (HCL) FOR ADMISSION INTO SAP SCHOOLS









RESTRICTED/NON-SENSITIVE



# HCL POSTING ADVANTAGE FOR ENTRY TO SAP SCHOOLS WILL CONTINUE\*

- Students' HCL results will be denoted as 'D' (Distinction), 'M' (Merit) or 'P' (Pass).
- Students will be ranked taking into account their performance in HCL.
- This posting advantage applies before the tie-breakers for S1 Posting.

1st		7	NO HCL
2nd		8	DISTINCTION
3rd		8	MERIT
4th		8	PASS
5th		8	NO HCL
6th		9	DISTINCTION

\*For more information on the posting advantage to SAP schools, please visit the [PSLE-Full Subject Based Banding \(PSLE-FSBB\) Microsite](#)

RESTRICTED/NON-SENSITIVE

# EXAMPLE OF AN SAP SCHOOL'S INDICATIVE PSLE SCORE RANGE

- While students need not take HCL to enter SAP schools, students who pass HCL receive a posting advantage for admission. To reflect this, the indicative PSLE Score ranges of SAP schools include the HCL grades of the first and last student admitted in the previous year via S1 Posting.

## Example

XX Secondary School

Indicative PSLE Score range of 2020

Express	5 (D) – 12 (P)
Normal (Academic)	
Normal (Technical)	

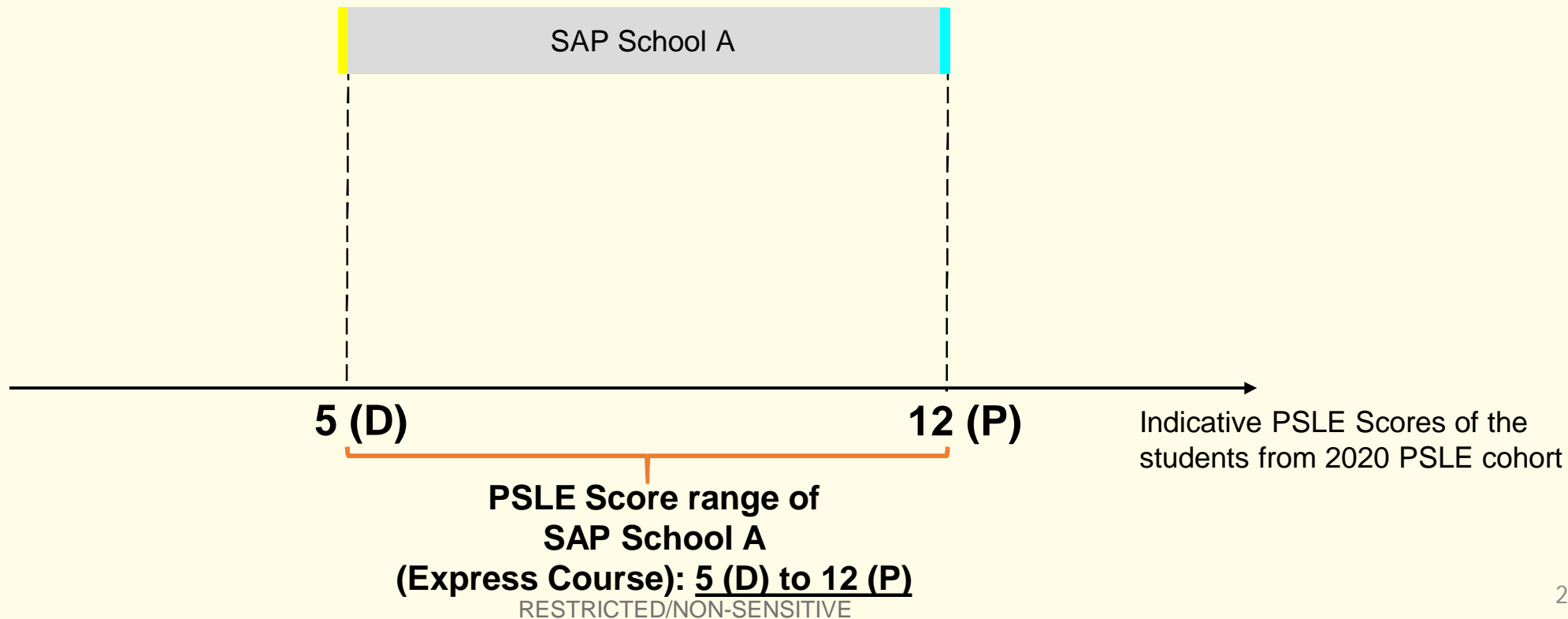
Indicative PSLE Score and HCL grade of the first student posted into the school in the Express course

Students who scored better than the school's COP, whether they take HCL, in this particular posting exercise would have been admitted to the school

Indicative PSLE Score and HCL grade of the last student posted into the school in the Express course [i.e. the school's Cut-Off Point (COP)]

# EXAMPLE OF S1 POSTING FOR SAP SCHOOL

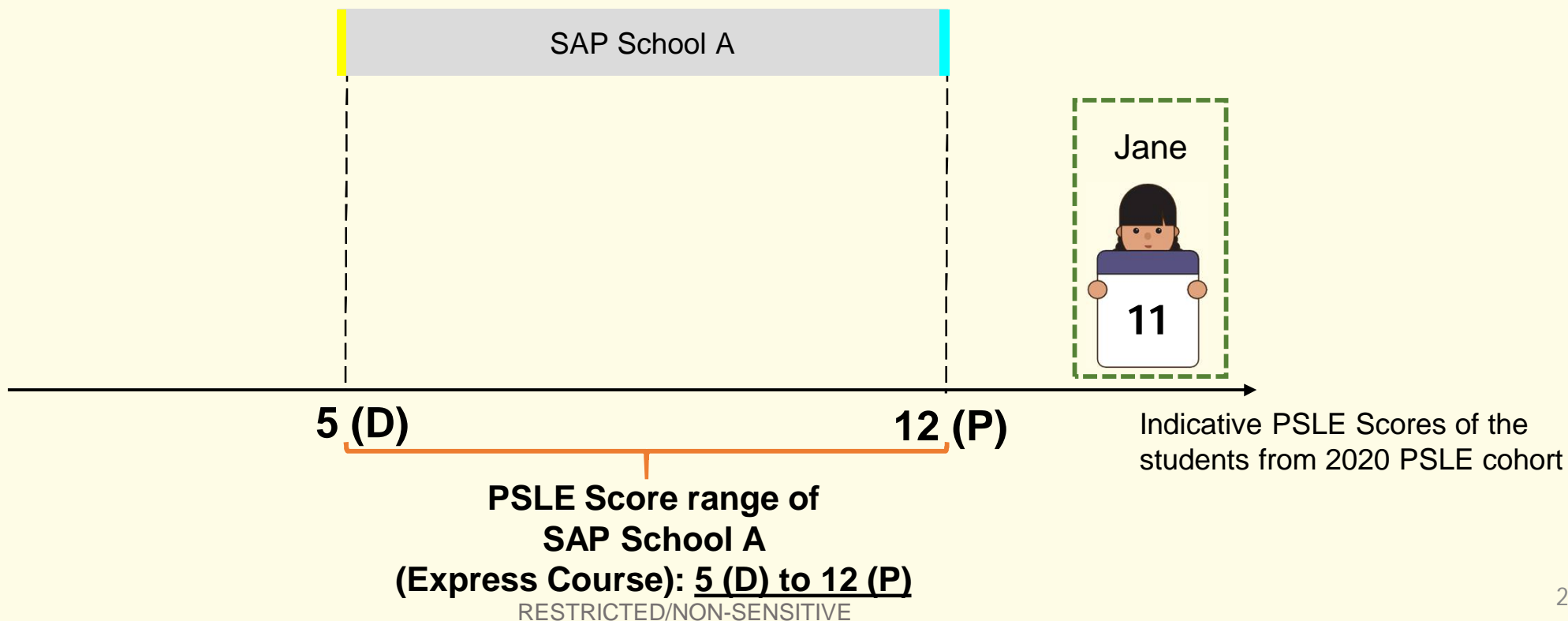
In the 2020 S1 Posting Exercise, a child who had applied for an SAP school, and did not take Higher Chinese Language (HCL) in Primary School **would have been admitted if he/she attained a PSLE Score better than the AL COP.**



Note:  
D = Distinction  
P = Pass

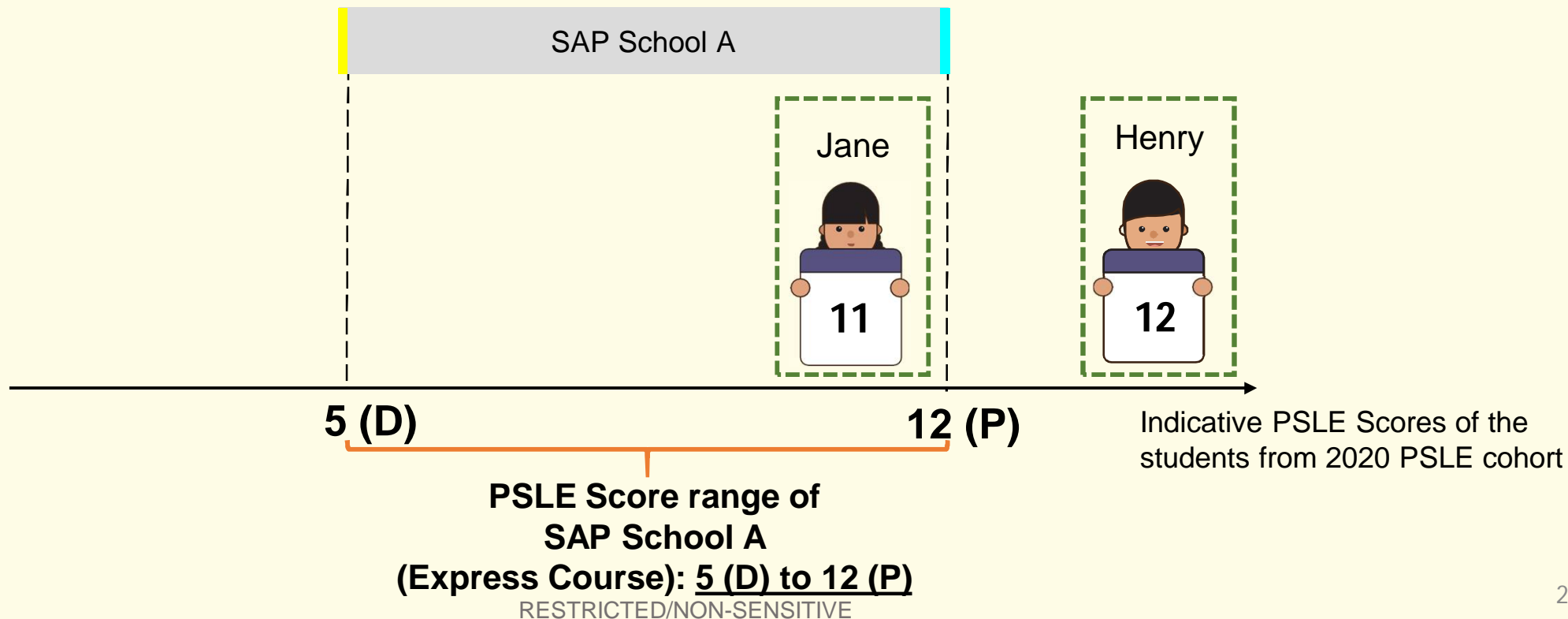
# EXAMPLE OF S1 POSTING FOR SAP SCHOOL

For example, Jane, who did not take HCL at PSLE 2020, would have been admitted to the school as she had a PSLE Score of 11.



# EXAMPLE OF S1 POSTING FOR SAP SCHOOL

Henry, who had a PSLE Score of 12, would not have been admitted to the school in the 2020 S1 Posting Exercise as his score was higher than the COP for the school.

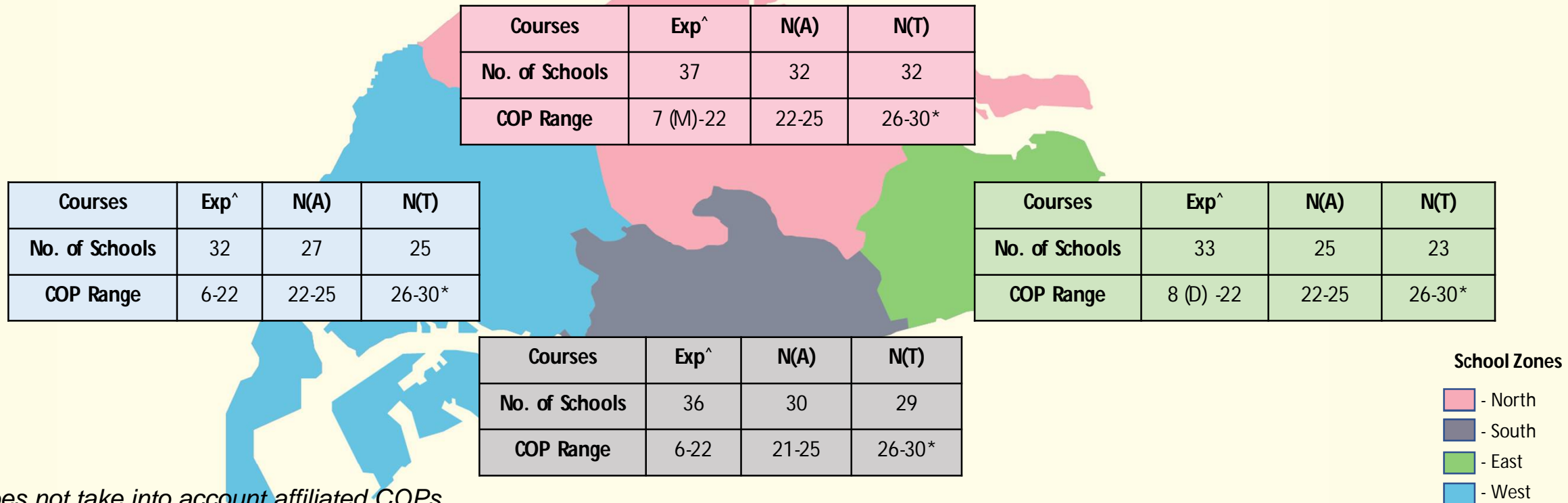


# WHAT THE INDICATIVE PSLE SCORE RANGES SHOW

- **With a blunter scoring system, there are fewer possible PSLE Scores. Schools would also be less differentiated by COPs, which will mean that students would have a wider range of secondary schools to choose from. Students therefore do not have to chase the last mark.**
  - There is a good spread of schools with COPs across different PSLE Scores
  - Indicative COPs range from 6 – 30, with no school having a COP of 4
- **Schools' indicative PSLE Score ranges have remained largely stable in recent years.**
  - The ranges may vary from year to year depending on the cohort's PSLE results and their school choices for that year's S1 Posting Exercise
  - Fluctuations of +/-1 AL for AL COPs are typical

# GOOD SPREAD OF SCHOOLS WITH A RANGE OF CUT-OFF POINTS (COPs)

- The COP refers to the PSLE Score of the **last student** admitted to a particular school in the 2020 S1 Posting Exercise.
- The COP range indicates the **lowest** and **highest** COP of the respective courses based on the schools in each school zone.
- As COPs **vary from school to school**, the COP ranges would differ across zones.#



# This does not take into account affiliated COPs.

<sup>^</sup>Schools offering both IP and O-Level track are counted as 1 school while the COP range includes COP of IP-track.

\*This indicates that the last student posted to the school had a PSLE Score better than 30. The school's COP is 30 because the school still had N(T) vacancies after the S1 Posting Exercise. Hence, students with PSLE Score of 30 and had met the eligibility criteria for progression to S1 would have been able to obtain a place in the school if they had chosen the school during the S1 Posting Exercise.

# CHOOSING A SUITABLE SECONDARY SCHOOL



RESTRICTED/NON-SENSITIVE



# SCHOOL CHOICE JOURNEY

- The PSLE Score ranges are a useful reference point for parents and students to consider secondary schools.
- Parents and students are encouraged to use this information, together with other factors such as the secondary schools' distinctive programmes, CCAs, ethos and cultures, to shortlist schools that would best fit the educational needs of the student.
- Parents and students may consider DSA-Sec as an alternative admission pathway to access their preferred secondary school.



# CONSIDERATIONS FOR CHOOSING A SECONDARY SCHOOL

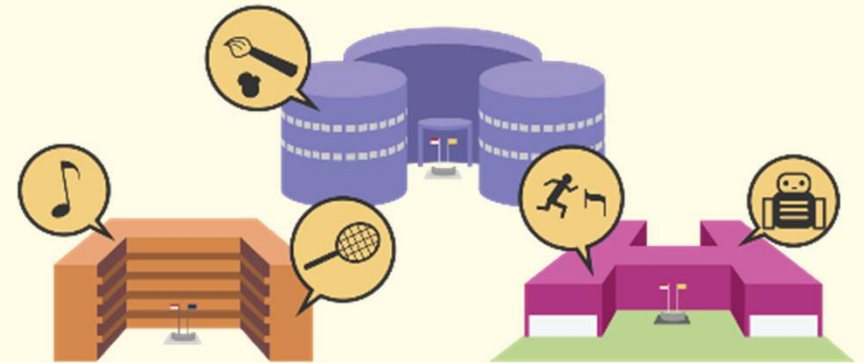
**When making school choices in order to find a school that would help the child learn and thrive best:**

**CONSIDER**



**YOUR CHILD'S LEARNING NEEDS**

**AND**



**WHAT SCHOOLS CAN OFFER**

# CONSIDERATIONS FOR CHOOSING A SECONDARY SCHOOL

## **Consider your child's strengths, interests and abilities**

- **Discuss the options with your child, with the following considerations:**
  - **School culture:** What is the school's culture and ethos?
  - **Programmes, subjects and CCAs offered:** Can the school support and develop your child's interests, strengths and abilities?
  - **Location and transport options:** Is it too far from home? How will your child get to school?
- **Shortlist schools that offer programmes that cater to the child's strengths and interests, and that provide suitable learning environments**
  - Refer to SchoolFinder and the MySkillsFuture Portal for information on the schools' location, school type, CCAs, programmes and subjects they offer to shortlist schools that meet your child learning needs. Refer to the secondary schools' websites and visit their open houses.

# CONSIDERATIONS FOR CHOOSING A SECONDARY SCHOOL

Parents may use this guide to start thinking about factors to consider as you shortlist secondary schools with your child. You can visit the PSLE-FSBB Microsite to get a copy of this guide and other resources.

**A SECONDARY SCHOOL THAT'S SUITABLE FOR YOUR CHILD**

Help them match to their strengths and interests.

**ASK:**  
What are their strengths, interests, and abilities?

- What kind of courses, programmes and opportunities will develop these?
- Will the pace of learning be suitable for them?

**CONSIDER:**

- o School Culture
- o Courses
- o Programmes, Subjects and CCAs Offered
- o Location and Transport
- o If your child has Special Educational Needs  
Select schools with specialised facilities or resources.

**SUBMIT:**

- o 6 School Options  
So that your child is more likely to get into a school of choice.
- o Schools with Different Cut-Off Points  
Consider at least 2-3 schools where your child's PSLE Score is better than the school's Cut-Off Point.

**REFER TO:**

**MOE's SchoolFinder**  
Check out schools based on subjects offered, co-curricular activities, location and contact information.

**YOUR RANKING OF SCHOOL CHOICES MATTERS.**

The higher you rank your preferred school in your choice order, the better your child's chance of being posted there if there is a tie-breaker.

Do note that schools' PSLE Score ranges can vary from year to year, since they depend on each cohort's performance and choice patterns.

Ministry of Education Singapore

# EXAMPLE: BRYAN'S JOURNEY

Bryan is in P6. Bryan had previously shortlisted 10 secondary schools based on his strengths and interests during the start of the year. Now that he has received his PSLE results, he has to decide on his 6 school options. **How should he go about it?**

## BRYAN

### Strengths and interests

- **Sports**, especially in **basketball** and **football**
- **Outdoor adventure**
- **Science**



PSLE Score: 16



ENGLISH	AL 3
MOTHER TONGUE	AL 4
MATHEMATICS	AL 5
SCIENCE	AL 4

**PSLE SCORE: 16**

## EXAMPLE: BRYAN'S JOURNEY

Bryan reviews his shortlisted choices based on his PSLE Score and their PSLE Score ranges. He considers the distance from his home to the schools and makes a note on the schools that are nearer his home that have programmes that he is interested in (related to sports and science, with basketball or football CCAs).

After exploring several options, Bryan is interested in the following schools because they have Cut-Off Points (COPs) around his PSLE Score, offer sports programmes, basketball and football as CCAs, and science-related ALPs.

### Secondary School A

ALP: Game Design and Robotics

LLP: Sports and Outdoor Education

CCAs: Offers basketball, football

Indicative PSLE Score range: 14 - 17

### Secondary School H

ALP: Robotics and Automation

LLP: Community and Youth Leadership

CCAs: Offers basketball, football

Indicative PSLE Score range: 11 - 16

### Secondary School M

ALP: Enhanced Music Programme

LLP: Digital Media

CCAs: Offers basketball, football

Indicative PSLE Score range: 15 - 18

## EXAMPLE: BRYAN'S JOURNEY

Keeping in mind that he has **6** school options, Bryan considers **other possible choices** near his home:

### Secondary School E

ALP: Environmental Science and Sustainable Living

LLP: Music and Performing Arts

CCAs: Offers basketball, football

Indicative PSLE Score range: 13 - 17

### Secondary School T

ALP: Digital Media

LLP: Sports and Outdoor Education

CCAs: Offers basketball, football

Indicative PSLE Score range: 15 - 19

### Secondary School P

ALP: Aerospace Engineering

LLP: Community and Youth Leadership

CCAs: Offers football

Indicative PSLE Score range: 17 - 20

Bryan **visits these schools' virtual open houses** with his parents to find out more about their **programmes** and the **school culture**. Through the virtual session, he hears from their students their experiences.

Bryan is ready to consider how to rank and submit all his six school options for the S1 Posting Exercise. He also includes a few schools where his PSLE Score is better than the school's Cut-Off Point (COP) as the indicative PSLE Score ranges may vary from year to year.

*Note: Depending on your child's PSLE Score, he/she may be offered a course option. If your child is eligible for 2 courses, he/she must choose 1 course before submitting his/her school choices. The selected course will apply to all the school choices.*

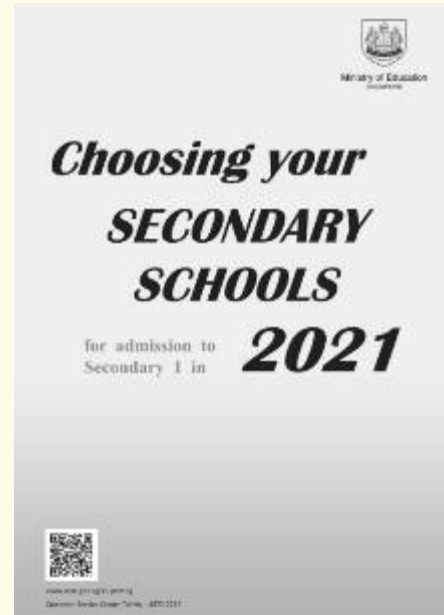


# IN SUMMARY WHEN PREPARING FOR S1 POSTING EXERCISE

- **Use all 6 options with a range of Cut-Off Points**
  - This will increase the student's chances of being posted to a school of their choice, especially since more students will fall within the same PSLE Score range.
- **Take reference from schools' PSLE Score ranges in previous years**
  - This serves as a guide for students and parents to shortlist school choices as schools' Cut-Off Points are not pre-determined in that year of posting.
  - Consider at least 2-3 schools where your child's PSLE Score is better than the school's Cut-Off Point.
- **Shortlist schools that offer programmes that cater to the student's strengths and interests, and that provide suitable learning environments**
  - Refer to SchoolFinder and the MySkillsFuture Portal for information on the schools' location, school type, CCAs, programmes and subjects they offer to shortlist schools that meet your child's learning needs. Parents may also refer to the secondary schools' websites and visit their open houses.
- **Rank your preferred school higher in your school choice order**
  - This will increase the students' chances of being posted to that school, if there is a tie-breaker.




# PREPARING FOR S1 POSTING EXERCISE



- Release of PSLE results
- Submission of Secondary 1 Option Form
- Release of School Posting results



# Direct School Admission (DSA) 2021



<https://www.moe.gov.sg/secondary/dsa>

# Preamble

- DSA Application Window has opened (5 May to 1 Jun)
- Info had been shared at Parents' Briefing on 29 Jan 2021

<https://kranjipri.moe.edu.sg/for-parents/parents-briefing-slides>



# One in four Pri 6 pupils applied for DSA last year

## Rise in number entering secondary schools via scheme, following refinements made to it

**Sandra Davie**  
Senior Education  
Correspondent

More pupils are opting for the Direct School Admission (DSA) route, to secure their secondary school berth based on their talent in sports or co-curricular activities, or their aptitude in specific academic areas.

Close to 40,000 Primary 6 pupils took the Primary School Leaving Examination (PSLE) last October.

But before that, about one in four – 11,900 of them – applied in the DSA exercise to secure a secondary school place ahead of the exams.

The Ministry of Education (MOE), which released the figures, said that with the majority of the pupils putting in two or three applications, the total number of DSA applications hit 30,500.

In the end, 3,600 of them were admitted to schools through the scheme.

The DSA students were admitted into almost all secondary

schools, with about 33 per cent heading to the Integrated Programme (IP) schools, and 67 per cent to non-IP schools.

Five years ago, in 2015, there were a total of 15,000 applications for the DSA exercise. There is no figure available on unique applicants, but it was reported that 2,700 students were admitted into secondary schools via the scheme.

Educators attribute the increase, especially in the last two years, to the refinements made to the scheme to allow all schools to take in more students and to select applicants based on a wider range of talents.

Schools stopped using general academic ability tests and instead selected students on their strengths in specific academic domains, such as maths and science.

Enrichment centres predict that the DSA application numbers will go up further this year, based on the increased demand for their preparation courses.

Several parents interviewed by The Straits Times last week said they are keen on the DSA route,



Enrichment centres have seen increased demand for their Direct School Admission preparation courses aimed at helping pupils gain admission to secondary schools based on their talent in sports or other areas. TNP FILE PHOTO

partly because of the new PSLE scoring system that has left them unsure of their children's chances of getting into the top schools.

MOE released the indicative entry scores for all secondary schools based on the new scoring system last week. The scores showed that pupils will not need to achieve a perfect score of four to get into top secondary schools.

But online forums such as PSLE 2021 Parents Support Group were full of rumblings about more ties and balloting.

Mrs Jacqueline Chua, who was head of department for character and leadership education at Raffles Institution before starting Paideia Learning Academy in Coronation Plaza, said parents started signing up for her upcoming DSA prepara-

tion classes six months ago.

Said Mrs Chua: "The good news is that more of them are looking at talents and achievements beyond the academic and more are considering the non-IP schools."

"The not-so-good news is that there's still much anxiety over how the new scoring system will affect their children's chances, so some see DSA as the better option."

Education company Mind-Champs has also seen increased demand for DSA preparation classes – up 63 per cent from last year.

Pupils are also applying to be considered for the DSA on the basis of a wide range of talents.

MOE said that for the 2020 DSA exercise, about 40 per cent were admitted for sports and games; about 20 per cent for performing arts; and another 20 per cent for science, technology, engineering and mathematics; and nearly 10 per cent for leadership and uniformed groups. The rest were spread across areas like entrepreneurship, languages and visual arts.

National Institute of Education don Jason Tan said parents view education policy changes in terms of what they mean for their children's life chances. He expects more DSA applications this year because of the move to a new PSLE scoring system, as the DSA offers yet another route for pupils to get into top secondary schools.

Parent Zoe Chen, 38, who is preparing her second son to enter an IP school through DSA, said: "And why not? It's like having two shots at a top school that is difficult to get into. First, through DSA, and if that fails, PSLE. Of course parents will seize the opportunity."

sandra@sph.com.sg

## 3,600 admitted via scheme in 2020

Last year, the Direct School Admission (DSA) exercise received 30,500 applications.

- These came from 11,900 unique applicants
- 3,600 students were admitted through DSA

The DSA students were admitted to almost all secondary schools. About 33 per cent were admitted to the Integrated Programme (IP) schools, and 67 per cent to non-IP schools.

- 40 per cent of students were admitted for sports and games
- 20 per cent were admitted for the performing arts
- 20 per cent were admitted for science, technology, engineering and mathematics
- Nearly 10 per cent were admitted for leadership skills and uniformed groups
- About 10 per cent were spread across the other three talent areas – entrepreneurship and innovation; languages and humanities; and visual arts, design and media.

The DSA scheme, introduced in 2004, provides pupils with the opportunity to seek admission to a secondary school based on a diverse range of specific academic and non-academic achievements and talents that they can demonstrate beyond the Primary School Leaving Examination (PSLE).

Pupils apply for the DSA before taking the PSLE. They can do so based on a wide range of talents, including sports and games; visual, literary and performing arts; debate and public speaking; science, mathematics and engineering; languages and humanities; uniformed groups and leadership.

Different schools have different selection processes.

If shortlisted, pupils may have to attend interviews and auditions or trials.



# What are schools looking for?

Every school has a slightly different set of selection considerations and processes. Some organise **auditions, trials, tests, selection camps etc.** depending on the talent that is being assessed. Some may require **personal statements and/or character references**. Generally, schools are looking for candidates with:

## Talent, passion, commitment

- Schools may ask you to submit a **portfolio** showcasing your talents and achievements e.g. participation in the Junior Sports Academy or other programmes/competitions

## Strong personal qualities

- Schools may look at your CCA record, participation in VIA, personal statements, or character references

## Good academic fit

- Schools may look at your Primary school results

*Be sincere, be genuine, and **be yourself** – if you are a good fit for the school, it **will** show.*

# Eligibility



# What are schools looking for?

- Schools have updated their selection practices, which are based on a common set of student-centric principles, with more emphasis on looking for sound fundamentals and potential in particular talent areas.
- The DSA-Sec selection process remains objective and talent-specific.
- For example, your child might have:
  - Represented the school in a CCA.
  - Held a role in a play or performance.
  - Done well in a subject such as mathematics or creative writing.
  - Held a leadership role in class or a CCA.



# What is the timeline for 2021 DSA-Sec?



# If I have a DSA Confirmed Offer, does it mean that my PSLE results will not matter?

- Your PSLE results will still be **used to determine the secondary school course you are eligible** for [i.e. Express, Normal (Academic), Normal (Technical)]
- Even if you have a confirmed offer, you **must qualify for a course offered by the school** to be successfully admitted through the DSA.

## Example:

Jane has a DSA confirmed offer given by Achievement Secondary School, which offers the Express Course only. However, Jane's PSLE results qualify her for the Normal (Academic) course. Hence, Jane will not be able to go to Achievement Secondary School and will take part in the S1 Posting Exercise.

# Tips for parents

- Parents must state 3 choices of sec schools. They can choose the same school twice with the same strengths.
- If student secures a place in DSA, he/she cannot take part in sec one posting ex.
- To prepare for E-interview, parents are advised to explore sec schools' websites and school finder.
- Different schools have different selection criteria for different talent areas. Work with primary school teacher IC.

# Support from KPS

**29 Mar – 23 Apr**

- Preparation of KPS microsite (PSLE Journey)

**5 – 16 Apr**

- Collation of interest from students
- Recommendations by CCA teachers

**23 Apr**

- Issue letter and info sheet to parents via PG

**4 – 7 May**

- Student engagement by YH
- Parent Engagement by Principal

**21 May**

- In-house interview training by YH for students

**28 Jun – 13 Sep**

- Support from Coaches / Teachers IC of CCAs for trials and auditions
- Logistics support for interview sessions

# FIND OUT MORE ON THE PSLE-FSBB MICROSITE!



<https://go.gov.sg/pslefsbb>



# PSLE SCORE CALCULATOR ON PSLE-FSBB MICROSITE

Use the PSLE Score Calculator below to find out.

English Language

Select Score

Mathematics

Select Score

Science

Select Score

Mother Tongue Language

Select Score

☐ My child is / I am exempted from taking Mother Tongue Language, or is taking an Asian Language / Foreign Language in-lieu of a Mother Tongue Language

☐ My child is / I am taking Higher Mother Tongue Language

Calculate



Use the PSLE Score Calculator below to find out.

## PSLE Score

Subject	AL
English Language	4
Mathematics	3
Science	6
Mother Tongue Language	6
<b>PSLE Score*</b>	<b>19</b>

\* The PSLE Score is generated based on the AL scores of individual subjects keyed into the calculator.

## Course Placement

Your child is / You are eligible for the **Express course**.

Link to PSLE-FSBB Microsite



<https://go.gov.sg/pslefsbb>



# OTHER RESOURCES

1

## SchoolFinder Tool



<https://go.gov.sg/secschoolfinder>

2

## Secondary School Education Booklet



<https://go.gov.sg/secsch-booklet>

3

## Open House Dates



<https://go.gov.sg/openhouse-2021>  
(Ready from May 2021)

4

## ECG Parent Guide



<https://go.gov.sg/ecg-parentguide>



# RESOURCES

## TOP QUESTIONS ON THE NEW PSLE SCORING SYSTEM



### Part 1

<https://go.gov.sg/psle-explainer-1>



### Part 2

<https://go.gov.sg/psle-explainer-2>



# KPS Microsite – PSLE Journey

<https://sites.google.com/kranjipri.edu.sg/pslejourney>

PSLE Journey 2021@KPS

Home · Choosing a Secondary School · DSA · Virtual Open House Dates of S... · More ▾



# THANK YOU



© MINISTRY OF EDUCATION, COMMUNICATION AND ENGAGEMENT GROUP, 2021

RESTRICTED/NON-SENSITIVE